



COLLEGE LAUNDRY PLANNING FILE





Laundry Systems for schools, colleges, clubs and pro teams

WHY INSTALL AN ON-PREMISES LAUNDRY?

1. Launder everything on premises.

A Milnor on-premises laundry can handle all of an athletic facility's clean fabric needs in a simple manner. Milnor washer-extractors can process game, practice and physical education uniforms, towels, socks, jocks, undershirts and sweatsuits, plus such items as mop heads, rags, protective pads, tennis and basketball shoes, and many types of dummy and sled covers.

2. You won't be caught short.

On-premises laundering eliminates "caught short" situations. It gives you a ready supply of towels, socks, jocks and undershirts. This is especially important during weekends and holidays, when outside services are not available.

3. Get more use from less inventory.

An on-premises laundry provides more use from less inventory. Smaller stocks meet your needs since you are no longer dependent on pickup and delivery. Towels, socks and undershirts can be laundered immediately after use and be ready again in about an hour if necessary. Smaller inventories mean less storage space and more money for investment elsewhere.

4. Control quality, sanitation.

On-premises laundering assures quality processing because you are in control. You can prolong fabric life by using a distinct formula for the specific degree of soil. Milnor's E-P Plus® washer-extractors make this easy, with several specific formulas developed and field-tested by chemists for athletic facilities.

5. Minimize staph infection.

Because items in an athletic facility are often used from a common inventory, it is important to maintain strong, sanitary safeguards. Milnor washer-extractors, which combine commercial washing action with the ability to wash at high temperatures, can help prevent staph contamination of laundry. Besides helping prevent staph infection, immediate, professional laundering of equipment in an on-premises laundry also keeps the locker room better smelling since foul-smelling equipment goes straight to the laundry.

WHAT IS NEEDED FOR AN ON-PREMISES LAUNDRY?

1. Equipment

Operating an athletic on-premises laundry is simple. Washer-extractor, dryer, sink, folding table and supplies are generally all you need. Often, an institution's existing hot water, gas, and electrical services are sufficient. An on-premises laundry is basically an extension of the locker room.

A top quality washer-extractor, with a proven track record in commercial use, brings professional laundering ability to your institution. It will make better use of water and soap, improve washing quality, and handle bulky items. It's best to get a machine with a large cylinder, which provides the ability to launder items such as uniforms, mop heads, and cleaning rags.

Dryers can use gas, steam, or electric heat (gas is regarded as the most efficient). For faster drying and less wrinkling of polyester materials, it is generally desirable for the dryer to be rated at a slightly larger capacity than the washer-extractor. An area for folding is necessary, too. A 2' x 6' table proves sufficient for most institutions. After folding, the items simply have to be stored.

2. Space

An on-premises laundry doesn't require much space. An equipment room or an existing storage room is adequate for many facilities. Milnor washer-extractors have been installed in corners, walk-in closets, basements and garages. A Milnor dealer's laundry planning department provides specially prepared layout drawings for large facilities at no charge.

3. Labor

In some institutions, there is no need for additional help. Existing employees can handle the laundry during the slower parts of the day. Equipment that is easy to operate is essential to maintain consistent quality and production. Milnor's E-P Plus machines are particularly easy to use. The operator simply loads the machine, pushes a button to select the formula, pushes the start button, and can go on to other tasks since the machine requires no more attention.

WHAT SHOULD YOU LOOK FOR IN A WASHER-EXTRACTOR?

1. Easy operation

The washer-extractor you select should have easy automatic controls that make operation simple and free the operator to handle other duties. With Milnor's preprogrammed E-P Plus machines, the operator simply matches the type of goods being loaded to the formula named for these goods ("towels", for example), then pushes a button. Operation of field-programmable formulas is similar. Formulas on the alphanumeric display can be named to match goods, making selection easy. Because so little judgment is required, new employees get the knack quickly. Substitute employees can take over with ease, too.

Automatic supply injection further reduces operator responsibility and helps ensure consistent quality. Milnor machines readily accept liquid chemicals, making hookup fast and easy. Other factors to look for are a large, accessible door for fast loading/unloading, and a door safety interlock which prevents opening while the machine is operating.

2. Laundering quality

Washing flexibility should not be sacrificed for operation simplicity. Only a commercial washer-extractor, with professional tumble washing action, can properly clean ground-in dirt and grass and blood stains.

A cylinder with a large diameter should be among the top priorities when choosing a washer-extractor. The large diameter provides the lift and drop action necessary to clean hard-to-laundry items. When comparing machines, compare actual cylinder dimensions and specific cubic foot volumes.

Also, look for microprocessor controls which give a greater range of processing choices as well as more accurate control over how goods are processed. The pre-programmed formulas in Milnor machines were developed specifically for the needs of athletic facilities. They are not common-denominator formulas. The formulas differ in number, type, time and temperature of baths, as well as supply injection. By pushing a button, these formulas can be adjusted for either permanent press or all-cotton fabrics. The machines are available in 25 to 160 lb. capacities.

3. Heavy duty construction

Rugged construction -- from top quality materials -- is imperative if you expect long-term service. Check competitive brands to see if their construction stands up to Milnor specifications. Compare spec literature. There can be a big difference in quality.

Milnor machines stand apart from others with features like:

- large, tapered roller bearings and a triple shaft seal to shield bearings from water on classic rigid-mount and soft-mount machines
- ball bearings and double water seal prevent grease loss and contamination on cabinet machines
- the exclusive use of continuous, rather than spot, welding for greater strength and reliability
- the simplicity and dependability of heavy duty, single-speed motors
- pre-extract load balancing speed to reduce vibration and extend machine life, and
- a console constructed of heavy gauge materials

American LAUNDRY NEWS

JUNE 2010

crain

Birmingham-Southern College tackles football laundry

BIRMINGHAM, Ala. — Anyone from Alabama can tell you that college football is the state's most revered pastime. And, as recently as a few years ago, Birmingham-Southern College (BSC) students had to choose between Alabama and Auburn to get their football fix.

But in 2007, after a 68-year hiatus (the school didn't field a team from 1940 through 2006), Birmingham-Southern College Panther fans had their own squad to cheer for again.

Under the direction of veteran Athletic Director Joe Dean and newly elected President David Pollick, the college began hiring coaches, scouting players, and acquiring the necessary equipment to accommodate its resurrected football program.

With 125 football players and all their laundry, Birmingham-Southern understood that



Instead of segregating loads by linen type, the team uses Laundry Loops to connect each player's gear for laundering.

quality and durability were vital in choosing its equipment. Pellerin Milnor Corp. machinery had been installed in the college's baseball locker room and student athletic center several years earlier, so the college sought out the company again for its on-premise laundry equipment.

"We've been here 11 years now and they've been very reliable," says Mike Robinson, Striplin Fitness Center manager, of the Milnor equipment. "They do a great job and fit our needs well."

The versatile washer-extractor and dryer are used to clean the college's volleyball uniforms and practice gear, as well as the fitness center's terry towels and mop heads. The microproces-

sor control has been preprogrammed with typical and specific wash formulas based on the center's linen types. Many people can use the equipment. In fact, every volleyball player has a week of laundry duty to share the responsibility.

"We are very pleased with the production of the washers and dryers." — Tim Sanders, Assistant Coach and Equipment Manager

sor control has been preprogrammed with typical and specific wash formulas based on the center's linen types. Many people can use the equipment. In fact, every volleyball player has a week of laundry duty to share the responsibility.

Across campus, Birmingham-Southern's state-of-the-art football facility includes two 60-pound-capacity, 30022 T5X washer-extractors, and two matching 75-pound-capacity, commercial M758V dryers. BSC students participating in the work-study program operate these machines at least twice a day,

washing towels, practice T-shirts, practice shorts, socks, game jerseys and compression shirts. Instead of segregating loads by linen type, the team uses Laundry Loops — each strap can connect 8-10 items, ideal for laundering personal garments — for each player's gear. This process helps organize the clean uniforms for easy distribution to the players' assigned lockers.



Birmingham-Southern's football facility includes two washer-extractors and two dryers, all from Pellerin Milnor Corp.

"We are very pleased with the production of the washers and dryers," says Tim Sanders, assistant coach and equipment manager. "We have a lot of laundry that comes in and out, and it certainly has been ideal for us to have this capacity and high quality." **ALN**

SAVE BUNDLES WITH IN-HOUSE LAUNDRY

An on-premise laundry can save athletic departments time and money, as well as maximize the life of athletic uniforms and equipment.

Athletic uniforms are an integral part of every different sports team, as they both promote safety for the players and contribute to the team's overall appearance.

To ensure the maximum life of athletic uniforms and equipment – and save time and money – schools should consider installing an on-premise athletic laundry. Usually all that is needed are washer-extractors and tumblers.

INSTALLING A LAUNDRY

Should an athletic department decide to install an on-premise laundry, where is the best location? Ideally, says Ryan Kelley, manager of the laundry engineering department at Pellerin Milnor Corporation in Kenner, LA, the athletic laundry should be on ground level, inside or within close proximity to where equipment is stored and distributed.

“Installation costs can be reduced by locating the laundry where utilities and drains already exist. However, if existing drains are ill-located and will cause permanent production inefficiency, rectify the situation with a one-time cost, rather than let inefficiency cost every day,” says Kelley. If the laundry is to be installed in a building not originally designed for this purpose, Kelley recommends paying attention to entries, exits, columns, drains, exhaust areas, ventilation and access of equipment when positioning machines.

“Allow at least two feet behind the back of equipment and the wall for service access,” says Kelley. “Review the local and national electrical codes to ensure proper spacing around the machine's electrical control box.”

The laundry room will be humid, so walls and ceilings should be impervious to moisture, although they also must absorb sound says Kelley. Floors should be level concrete slabs, preferably covered with a non-slip synthetic material.

“Hallways and door openings must be wide enough to bring in the equipment during installation. If not, see if there is a large window that can be used,” says Kelley. “This point may seem obvious, but ignoring it could be devastating.”

TYPE, QUANTITY OF EQUIPMENT

Once it's decided to install a laundry system, the type and number of machines to be purchased must be determined.

Kelley says equipment should be fully automatic and as easy as possible to operate, since many on-premise laundries are operated by students. “Simple, clear and brief instructions reduce the number of decisions operators have to make,” he says, thus helping them avoid processing mistakes and ensuring greater consistency.

“It helps if wash formula names are spelled out by type of goods. Automatic supply injection also is a plus, since it frees the operator from having to remember to add supplies,” says Kelley, who adds that the most effective laundry is one where the operator merely loads the goods, presses an easily identified button for the correct formula, and goes on to other tasks until the load is finished. Machines should also be examined for their versatility, since the types of fabrics and their soil content vary greatly.

“Washer-extractors should be able to extract both polyester-cotton fabrics (which require a slower speed or short-term extraction to prevent wrinkles), as well as full cottons (which require high-speed extraction to remove maximum moisture and reduce drying time),” says Kelley.

Most manufacturers agree that gas is the best all-around and most used source of heat for dryers. “Between gas, steam and electrical heat sources for tumblers, gas is the fastest,” says Kelley, “yielding about two loads per hour, vs 1 ½ steam and one electric. And except in areas where hydropower is prevalent, gas is the cheapest.

“Electricity is best from a sheer efficiency level since it has no thermal loss, but for literal speed and cost – the two things schools are most concerned about – gas is almost always better.”

As to quantity of machines, Kelley recommends comparing the daily quantities of goods multiplied by their individual weights to the poundage capabilities of equipment and the optimum number of hours a school will operate the laundry. Most processing formulas allow two loads to be processed in an hour, so many schools find one or 40 or 50-pound washer-extractor matched with a 50-80 pound tumbler to be sufficient.

Schools with larger poundage requirements – or those needing to get in and out fast – should consider buying two of each component in smaller sizes, says Kelley.

“The laundry will be more efficient since it takes less time to accumulate a full load, odd lots can be handled more efficiently and there will be a more constant flow in the most labor-intensive part of the laundry – folding and distributing,” says Kelley.

MAKING THE MOST OF EQUIPMENT

Beyond uniforms, socks and towels, users may be surprised to find that protective pads, football sled and dummy covers, synthetic (fabric top), gym and athletic shoes, helmets, knee braces, ankle supports and reusable bandages can also be laundered effectively. To prevent damage, washers should not be overloaded and special formulas should be used to prevent damage to the gear.

“In most cases, cold water wash with the proper chemicals assures maximum longevity of plastic or rubber goods,” says Kelley. “They should be dried by either low heat or air inside the tumbler, or simply allowed to dry naturally outside the dryer.”

In-house laundry systems also can easily handle heavily soiled items, like uniforms and socks, if proper care measures are taken.

Another tip, says Kelley, is to launder heavily soiled items as soon as possible. “Leaving soiled uniforms for days contributes to their deterioration, besides making the cleaning process more difficult. Blood and grass stains can be easily removed before processing with special enzyme chemical products specifically made for this purpose.

“Use the specific formula for uniforms that has the right combination of time, temperature, and chemicals. With these factors in balance, heavily soiled uniforms do not have to be subjected to either excessively hot temperatures, long processing times or unnecessarily harsh chemicals, all of which contribute to uniform deterioration,” says Kelley.

“The key is balance – to get maximum benefit from each factor working together.”



Tips for Renovating an Existing On-Premise Laundry

“The sole reason for renovating a laundry is to reduce costs,” says Ryan Kelley, Pellerin Milnor Corp. (Kenner, LA) Applications Engineering Manager. “If additional or new equipment isn’t at least 15 percent more efficient, the renovation is generally not practical from a strictly cost savings point of view.” Kelley recommends the following when considering an on-premise laundry renovation:

- *Linen Usage* – What is the maximum linen usage? Itemize each type of linen used, noting weights and daily poundage. If this laundry is to operate with the same number of employees, how many pounds of goods must be processed per hour?
- *Cost per pound* – What is the laundry’s actual cost-per-pound of goods, when all costs – salaries, supplies, inventory, maintenance, repairs, utilities and depreciation – are considered for a given time period? Divide that cost by the number of pounds of goods processed for that given length of time.
- *Downtime costs* – Review repair histories. If equipment is down even 10 percent of the time, it can add as much as one hour to the laundry’s daily operation. Add to this the actual expense of the repair and costs can rise quickly. Generally, if equipment is 10 years old or older, its mechanical problems may justify replacement.
- *Space* – Will new equipment fit within existing space? If not, can the laundry area be physically enlarged or can sorting and folding operations be moved to another area of the facility? Is the new equipment smaller and if so, is there a value to gain from additional floor space that new equipment may provide?
- *Modern equipment features* – Expanded washer-extractor controls may allow customization of some features such as water level, water temperature, and extract speed. Tailoring these steps to your specific needs can dramatically decrease total washing and finishing times.
- *Labor costs* – Examine features with the idea of better ergonomics. Aim for easy loading and unloading to reduce turnaround time between loads. Is the equipment automated so attendants can attend to other duties? Is there an automatic feature on the washer-extractor to correct out-of-balance loads?
- *Accurate sizing* – Is tumbler capacity matched to the capacity of washing equipment? Does the equipment enable processing of peak linen usage?
- *Utility Savings* – Calculate the fuel and water savings you’ll achieve through reduced finishing times and decreased water usage.

After calculating the above variables and comparing them to the existing laundry system, it should become apparent how feasible it is to renovate the laundry, says Kelley.



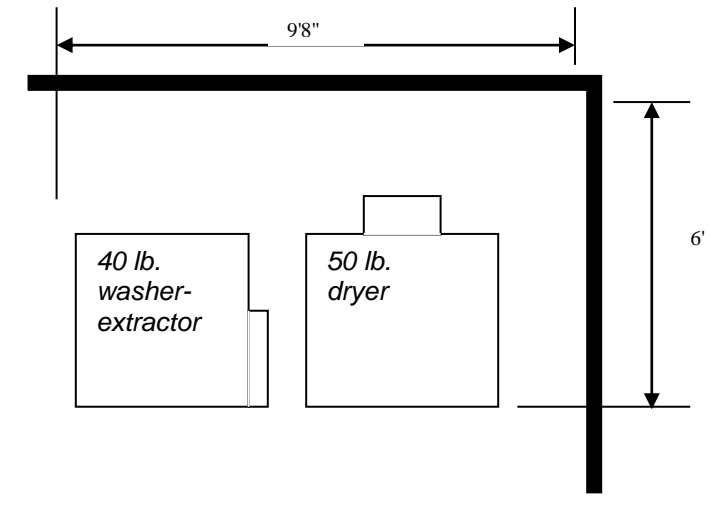
Sample Layouts for athletic laundries



PELLERIN MILNOR CORPORATION
504/712-7656 • www.milnor.com • E-mail: milnorinfo@milnor.com

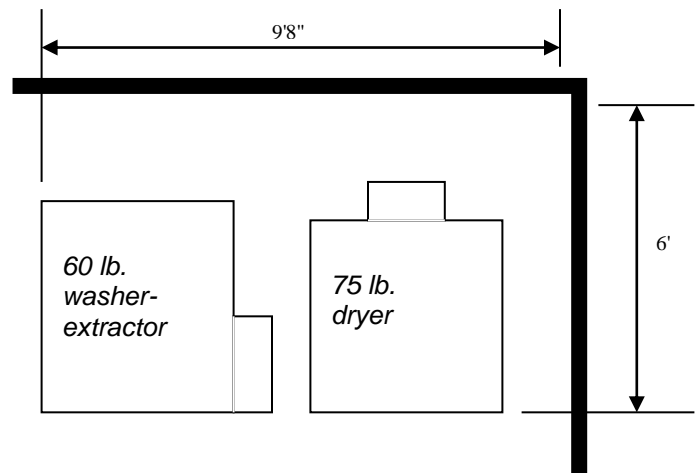
100-130 towels per hour

MILNOR model 30015 VRJ
washer-extractor



150-185 towels per hour

MILNOR model 30022 T6X
washer-extractor



Towel volumes shown with layouts should be used only as guidelines, as towel weights and sizes differ. Figures are based on 1.25 loads an hour. Sample layouts should not be used for construction, as individual requirements and space availability will vary.

An on-premises laundry can also handle many other items in-house...

... including athletic clothing, washable athletic shoes, staff and maintenance uniforms, mats and throw rugs, wiping cloths, mop heads, and restaurant linens. Service charges for laundering members' clothing can help pay for the machines.

B22SL80004/19385



ATHLETIC WASHER-EXTRACTOR CAPACITIES

	weight in lbs.	MILNOR 25 lb. models	MILNOR 35 lb. models	MILNOR 40 lb. models	MILNOR 45 lb. models	MILNOR 60 lb. models	MILNOR 80 lb. models	MILNOR 100 lb. models	MILNOR 140 lb. models	MILNOR 160 lb. models
Towels	0.4	63	88	100	113	150	200	250	350	400
T-shirts	0.35	71	100	114	129	171	229	286	400	457
Shorts	0.44	57	80	91	102	136	182	227	318	364
Socks (1 pair)	0.08	313	438	500	563	750	1000	1250	1750	2000
Compression shirts	0.25	100	140	160	180	240	320	400	560	640
Football pants	0.75	33	47	53	60	80	107	133	187	213
Nylon mesh jerseys	0.25	100	140	160	180	240	320	400	560	640
Cotton jerseys	0.4	63	88	100	113	150	200	250	350	400
Baseball uniforms	1.15	22	30	35	39	52	70	87	122	139
Sweatshirts	0.45	56	78	89	100	133	178	222	311	356
Sweatpants	0.45	56	78	89	100	133	178	222	311	356
Equipment bags	1.3	19	27	31	35	46	62	77	108	123
Swimming suits	0.33	76	106	121	136	182	242	303	424	485
Mop heads 12"	0.5	50	70	80	90	120	160	200	280	320
Mop heads 24"	1.1	23	32	36	41	55	73	91	127	145

These figures are based on sample items. Weights and sizes of some brands differ, and therefore the figures should be used only as guidelines.

PELLERIN MILNOR CORPORATION, P.O. Box 400, Kenner, LA 70063-0400

Phone: 504-712-7656


<http://www.milnor.com>

E-mail: milnorinfo@milnor.com


MORE INFORMATION FOR COLLEGE LAUNDRY PLANNING




MWT-Series




V-Series




T-Series




Rigid-Mount with MilTouch™




X-Series




MWF-Series



30-200 lb Dryers



Premier Series Dryers



Eco-Dry

For more information, visit www.milnor.com/brochures