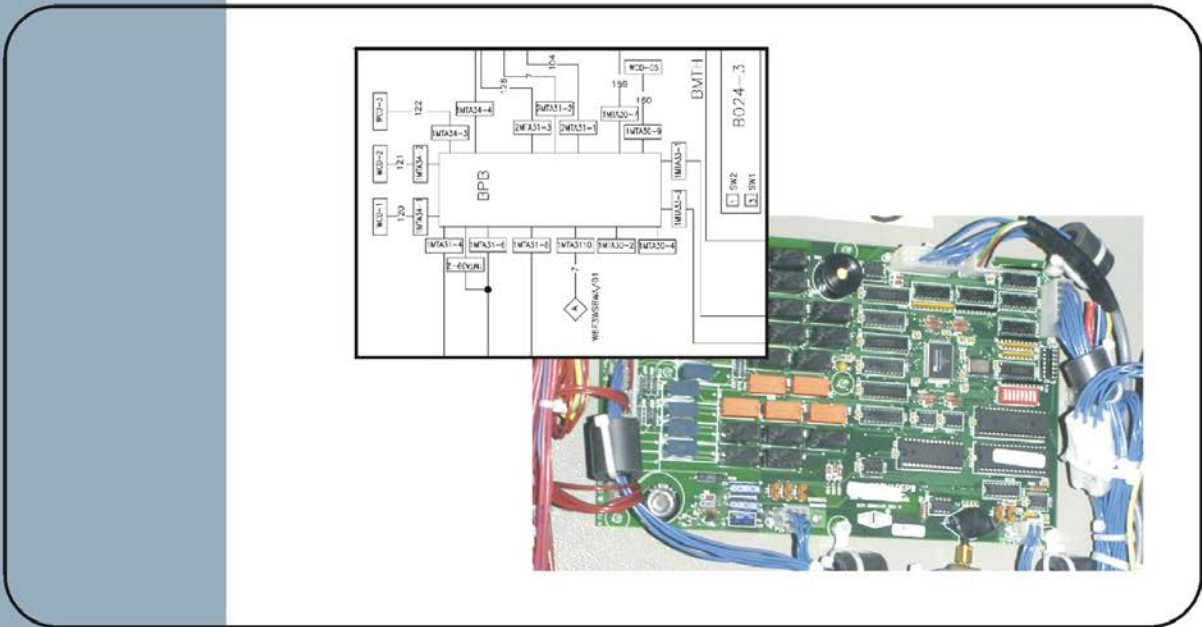




Published Manual Number/ECN: MC7V8Z11AX/2023434A

- Publishing System: TPAS2
- Access date: 10/26/2023
- Document ECNs: Latest

# 30015, 30022V8Z, VZZ





# MC7V8Z11AX/23434A

<b>1</b>	<b>1. English/Português</b>	
2	Text information / Informações em texto	WX2011004PT/2014484A
3	Safety / Segurança	WX2011003PT/2014484A
4	Repair parts / Peças de manutenção	WX2011001PT/2014484A
5	Parts List / lista de peças	W7V8ZPLP/2021274N
7	Legend of Symbols / Legenda dos símbolos	WX2011002PT/2014484A
15	board wiring / Fiação da placa	W7V8ZBWP/2023434A
16	flushing supplies / Materiais para lavagem	W7V8ZCFP/2023434A
17	12 chemicals / 12 produtos químicos	W7V8ZCMP/2023434A
18	extract speed limit control / controle de limite da velocidade de extração	W7V8ZECP/2023434A
19	electric valves / Válvulas elétricas	W7V8ZEVP/2023434A
20	microprocessor inputs / Entradas de microprocessador	W7V8ZIP/2023434A
21	Control transformer / Entradas de microprocessador	W7V8ZLVP/2021034A
22	start circuit / Circuito de partida	W7V8ZS+P/2023434A
23	speed controller / controlador de velocidade	W7V8ZVPFP/2021304A



English/Português

1

The text in this Circuit Guide is provided in the following languages:

1. **English**
  2. Portuguese
- 

O texto neste circuito guia é fornecido nos seguintes idiomas:

1. Inglês
  2. **Português**
-



Read the separate safety manual before installing, operating, or servicing

---



Leia o manual separado de segurança antes de instalar, funcionar ou fazer a manutenção.

---

## How to Get the Necessary Repair Components

You can get components to repair your machine from the approved supplier where you got this machine. Your supplier will usually have the necessary components in stock. You can also get components from the Milnor® factory.

Tell the supplier the machine model and serial number and this data for each necessary component:

- The component number from this manual
- The component name if known
- The necessary quantity
- The necessary transportation requirements
- The schematic number
- If the component is a motor or electrical control, give the nameplate data from the used component.

To write the Milnor factory:

Pellerin Milnor Corporation  
Post Office Box 400  
Kenner, LA 70063-0400  
United States

Telephone: 504-467-2787  
Fax: 504-469-9777  
Email: [parts@milnor.com](mailto:parts@milnor.com)

---

## Como Obter os Componentes de Manutenção Necessários

Você pode obter componentes para consertar a sua máquina do fornecedor aprovado onde adquiriu esta máquina. O seu fornecedor geralmente terá os componentes necessários em estoque. Você também pode obter componentes da fábrica Milnor.

Informe ao fornecedor, o modelo e o número de série da máquina e estes dados para cada componente necessário:

- O número do componente fornecido neste manual
- O nome do componente, se conhecido
- A quantidade necessária
- Os requisitos de transporte necessários
- O número da visão esquemática
- Se o componente for um motor ou controle elétrico, forneça os dados da placa de identificação do componente usado

Para entrar em contato com a fábrica Milnor por escrito:

Pellerin Milnor Corporation  
caixa postal 400  
Kenner, LA 70063-0400  
Estados Unidos

telefone: 504-467-2787  
Fax: 504-469-9777  
E-mail: [parts@milnor.com](mailto:parts@milnor.com)



# MC7V8Z11AX

W7V8ZPLP/2021274N

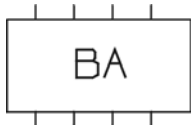
BA			
BAFR		W7V8ZLV & S+	08BHFRCCT
BAUP < 2/5/16		W7V8ZBW	08BHA9D3T
BAUP > 2/5/16		W7V8ZBW	08BHA9E3GT
BIO		W7V8ZBW	08BHF120AT
CR			
CRC1		W7V8ZCM	09C024D71
CRC2		W7V8ZCM	09C024D71
CRC3		W7V8ZCM	09C024D71
CRC4		W7V8ZCM	09C024D71
CRC5		W7V8ZCM	09C024D71
CRC5		W7V8ZCM	09C024D71
CRD		W7V8ZS+	09C024D71
CRDL		W7V8ZS+	09C024D71
CRE		W7V8ZS+	09C024D71
CS			
CSVP		W7V8ZS+	09MC08C371
CSVP-AUX		W7V8ZS+	09MC08010A
EF			
EF71A		W7V8ZS+	09FF002AMG
EF71B		W7V8ZS+	09FF002AMG
EFP1		W7V8ZLV	09FF005AWN
EFP1		W7V8ZLV	09FF002AWN
EFP2		W7V8ZLV	09FF005AWN
EFP2		W7V8ZLV	09FF002AWN
EB			
EBSG		W7V8ZBW	09H020A71
EL			
ELSG		W7V8ZBW	09H025V71
EM			
EMDL		W7V8ZS+	09K063C24
EMDR		W7V8ZEV	96D350A71
ES			
ESPS		W7V8ZBW	08PSS3401T
EX			
EXHV	208VAC TO 240VAC	W7V8ZLV	09UB25AT71
EXHV	380/480V TO 240V	W7V8ZLV	09UA025AAB
EXHV	600V TO 240V	W7V8ZLV	09U251AB71
MOV		W7V8ZBW	08MOV0240
MT			
MTWE	V8Z	W7V8ZVPF	39G813BCT
MTWE	VZZ	W7V8ZVPF	39G816AAT
MV			
MVDVR		W7V8XVPF	09MV100RES
MVINR		W7V8ZVPF	09MX075A74
MVINR		W7V8ZVPF	09MX075A96
MVINV		W7V8ZVPF	09MWB01774
MVINV		W7V8ZVPF	09MWD01774
MVINV		W7V8ZVPF	09MWB02574
MVINV		W7V8ZVPF	09MWD02574

# MC7V8Z11AX

W7V8ZPLP/2021274N

MVINV		W7V8ZVPF	09MWB00996
MVINV		W7V8ZVPF	09MWD00996
RS			
RS01		W7V8ZBW	09AR16R25
SH			
SH01	208/240VAC	W7V8ZLV	MESSAGE EW
SHDO		W7V8ZIA	09N405PB10
SHMA		W7V8ZLV	09N405M220
SHSOE		W7V8ZLV	09N405M220
SHWD		W7V8ZI	09N405M210
SM			
SMD		W7V8ZS+	09R010D
SME		W7V8ZS+	02 04177
SMWVB		W7V8ZIA	09R020
SP			
STDB		W7V8ZS+	30RA175T
VE			
VEC1		W7V8ZCF	CONNECTION
VEC2		W7V8ZCF	CONNECTION
VEC3		W7V8ZCF	CONNECTION
VEC4		W7V8ZCF	CONNECTION
VEC5		W7V8ZCF	CONNECTION
VEC6		W7V8ZCF	CONNECTION
VEC7		W7V8ZCF	CONNECTION
VEC8		W7V8ZCF	CONNECTION
VEFL		W7V8ZEV	96P058A71
VESTM		W7V8ZEV	96P039A71
VEWC		W7V8ZEV	96P056B71
VEWH		W7V8ZEV	96P056B71

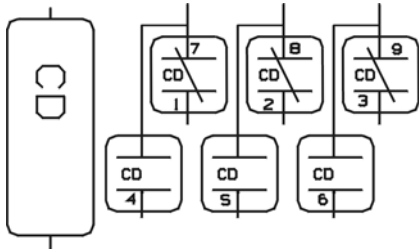
**Legend of Symbols**  
**Legenda dos símbolos**



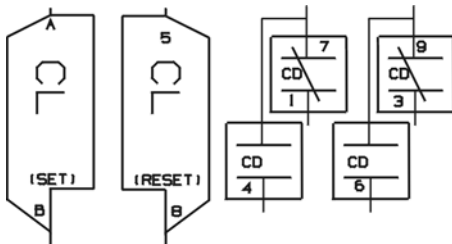
**BA = Printed Circuit Board**  
**Placa de circuito impresso**



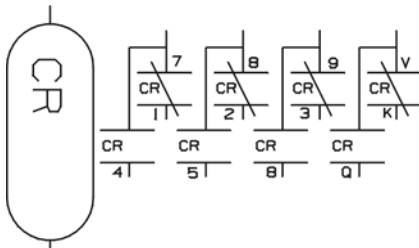
**CB = Circuit Breaker**  
**Disjuntor**



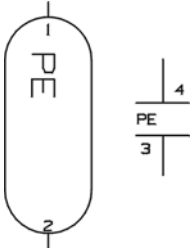
**CD = Time Delay Relay**  
**Relé de ação retardada**



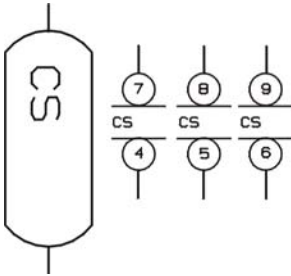
**CL = Latch Relay**  
**Relé de trava**



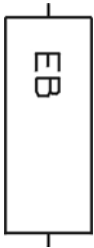
**CR = Relay**  
**Relé**



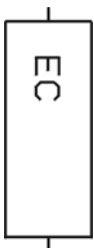
**CP = Photo-Eye**  
**Fotoelétrico**



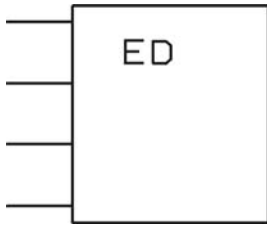
**CS = Contactor/Motor Starter**  
**Contator/Arranque do Motor**



**EB = Audible Signal**  
**Sinal Sonoro**



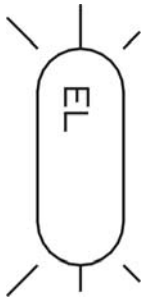
**EC = Clutch**  
**Embreagem**



**ED = Electronic Display**  
**Tela eletrônica**



**EF = Fuse**  
**Fusível**

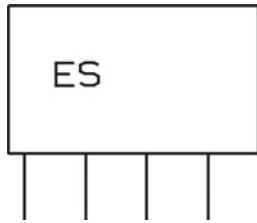


**EL = Light**  
**Luz**



**EM = Electro Magnatic Solenoid**  
**Solenóide eletromagnético**

---



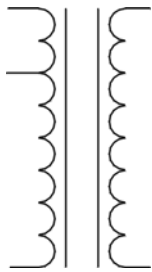
**ES = Electronic Power Supply**  
**Fonte de alimentação eletrônica**

---



**ET = Thermal Overload**  
**Sobrecarga térmica**

---



**EX = Transformer**  
**Transformador**

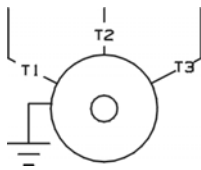
---

**KB = Keyboard/Keypad**  
**Teclado/Teclado**

---

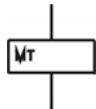
**MN = Electronic Monitor**  
**Monitor eletrônico**

---



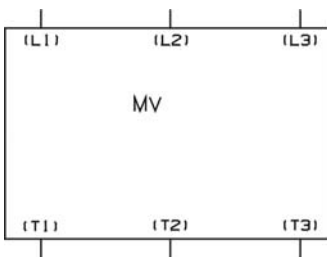
**MR = Motor**  
**Motor**

---



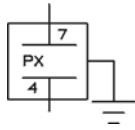
**MT = Board Connector**  
**Conector da placa**

---

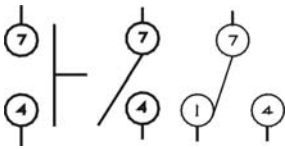


**MV = Motor Inverter**  
**Inversor do Motor**

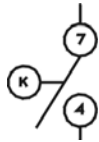
---



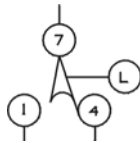
**PX = Proximity Switch**  
**Sensor de proximidade**



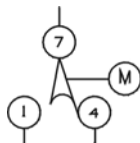
**SH = Switch Hand Operated**  
**Interruptor, Acionado à mão**



**SK = Switch Key Operated**  
**Interruptor, Acionado por teclado**

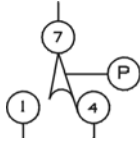


**SL = Switch Level Operated**  
**Interruptor, Acionado por nível**

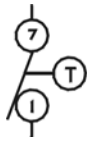


**SM = Switch Mechanically Operated**  
**Interruptor, Acionado mecanicamente**






**SP = Switch Pressure Operated**  
**Interruptor, Acionado por pressão**



**ST = Switch Temperature Operated**  
**Interruptor, Acionado por temperatura**



**TB = Terminal Block**  
**Bloco terminal**

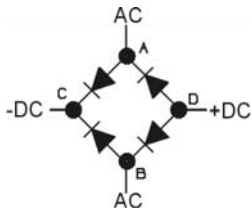


**VE = Valve Electrically Operated**  
**Válvula, Acionada por energia elétrica**



**WC = Wiring Connector**  
**Conector de fiação elétrica**

---



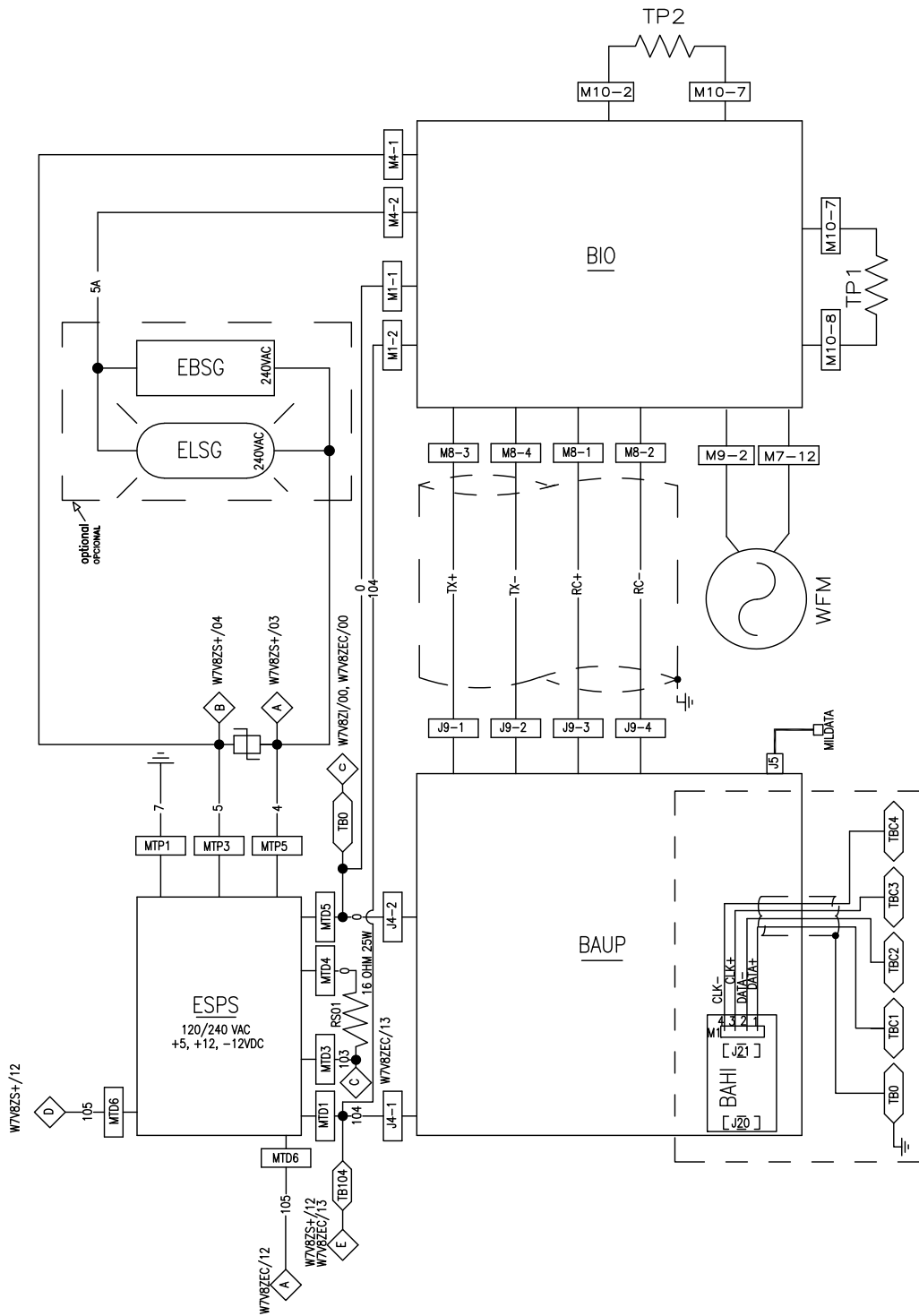
**ZF = Rectifier**  
**Retificador**

board wiring  
Fiação da placa

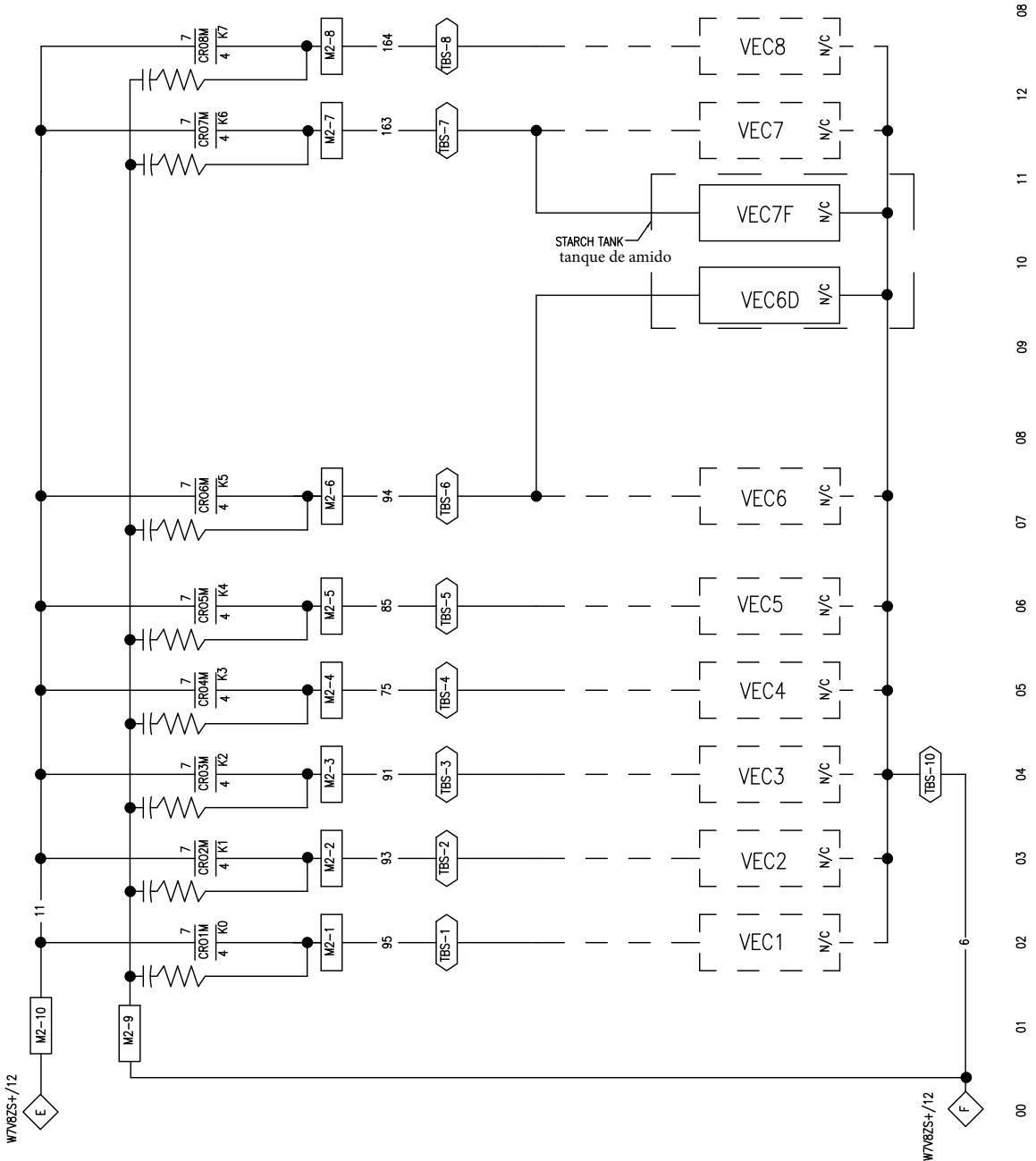
# W7V8ZBWP

PELLERIN MILNOR CORPORATION

2023434A



00 01 02 03 04 05 06 07 08 09 10 11 12 13 14 15 16 17 18 19



08  
12  
11  
10  
09  
08  
07  
06  
05  
04  
03  
02  
01  
00

flushing supplies  
Materiais para lavagem

# W7V8ZCF P

PELLERIN MILNOR CORPORATION

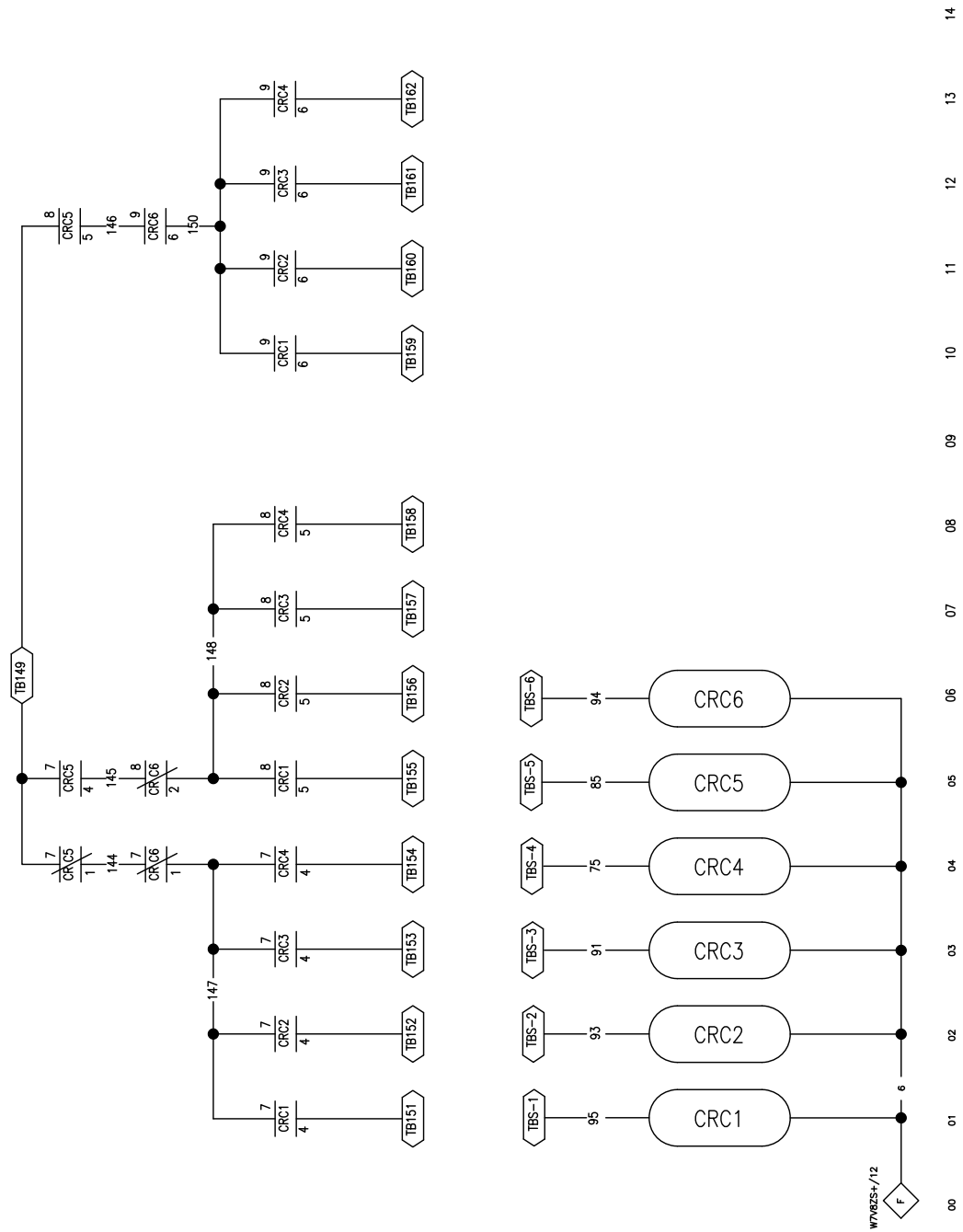
2023434A

12 flushing supplies  
12 productos químicos

# W7V8ZCMP

PELLERIN MILNOR CORPORATION

2023434A



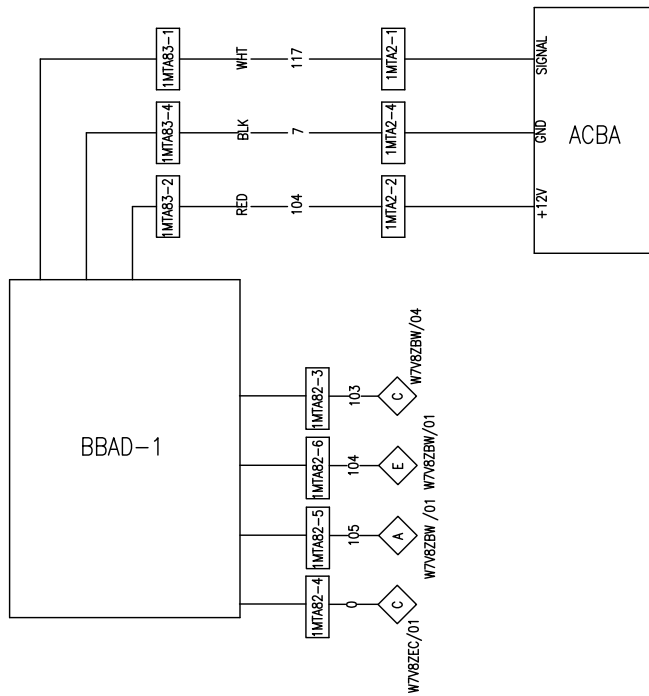
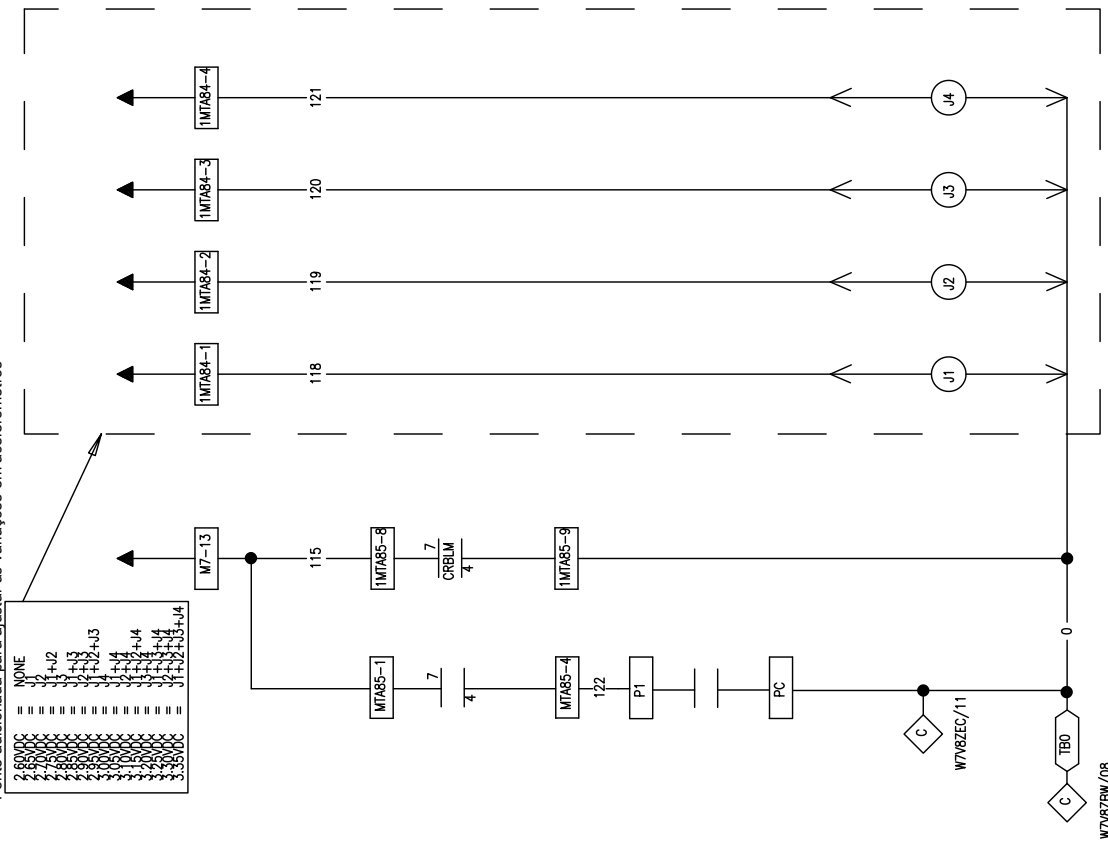
extract speed limit control  
 controle de limite da velocidade de extração

# W7V8ZEC P

PELLERIN MILNOR CORPORATION

2023434A

Jumpers added to adjust for variations in accelerometers  
 Ponte adicionada para ajustar as variações em acelerômetros



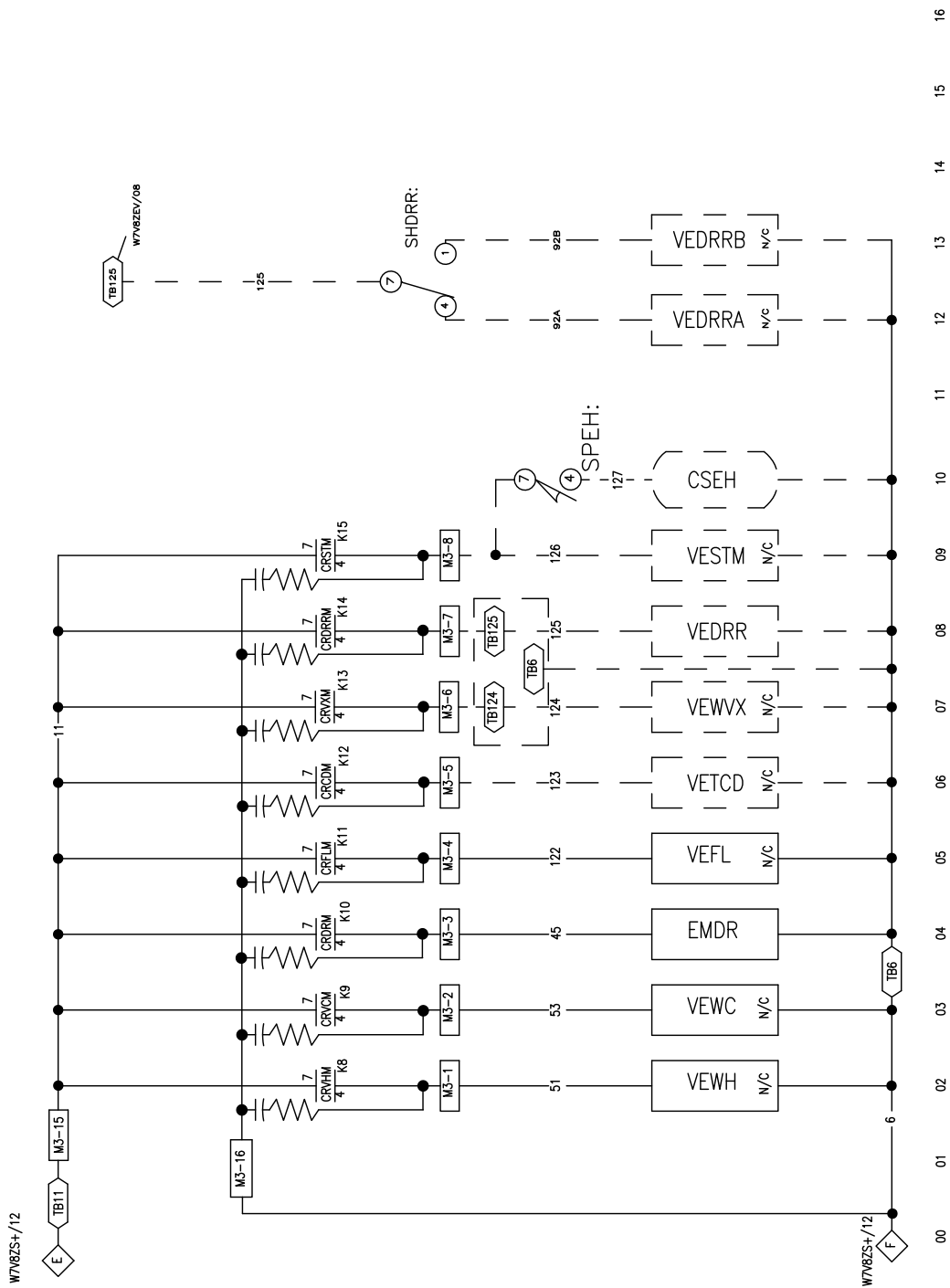
00 01 02 03 04 05 06 07 08 09 10 11 12 13 14

electric valves  
Válvulas eléctricas

# W7V8ZEV

PELLERIN MILNOR CORPORATION

2023434A



# W7V8ZIP

PELLERIN MILNOR CORPORATION

2023434A

