



76028 PBW™ TUNNEL

PROVEN TECHNOLOGY • HIGH PRODUCTION • SMALL FOOTPRINT





PROVEN TECHNOLOGY



The 76028 5-mod PBW™ tunnel with an MXT4232 centrifugal extractor is ideal for laundries with limited space and with at least 1,000 lbs. (450 kgs) hourly production. The PulseFlow® system is equipped with the touchscreen Mentor® control for unprecedented visibility and programming.

Proven Technology for Your Small Laundry Needs

The Milnor solution for all of your laundry needs is our 5-mod 76028 PBW™ Laundry System. The compact design gives smaller laundries (with limited space) the ability to install a tunnel washing system based on the proven design and technology of the Milnor CBW® tunnel washers. This allows both small and large laundries to process their lower volume production in an automated fashion. The 5-mod 76028 PBW™ tunnel has a 110 lb. (50kg) capacity with individual compartments, allowing different types of goods to be processed simultaneously. Laundries processing every goods classification have enjoyed unprecedented savings thanks to PulseFlow Technology — in a small footprint.

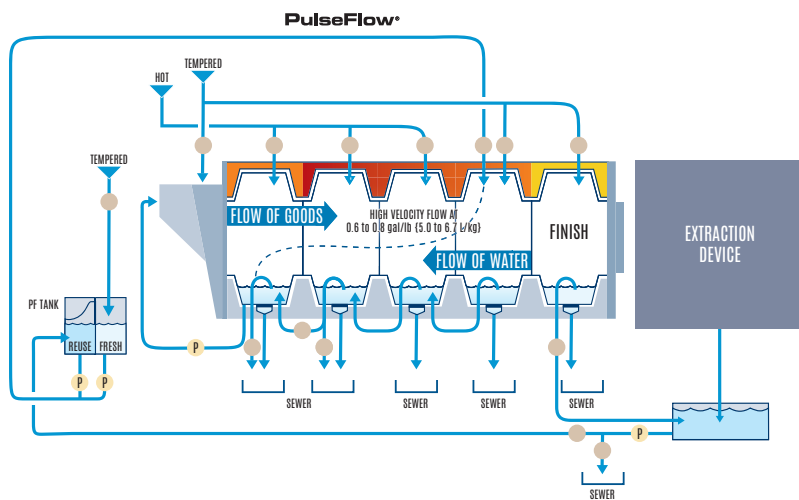
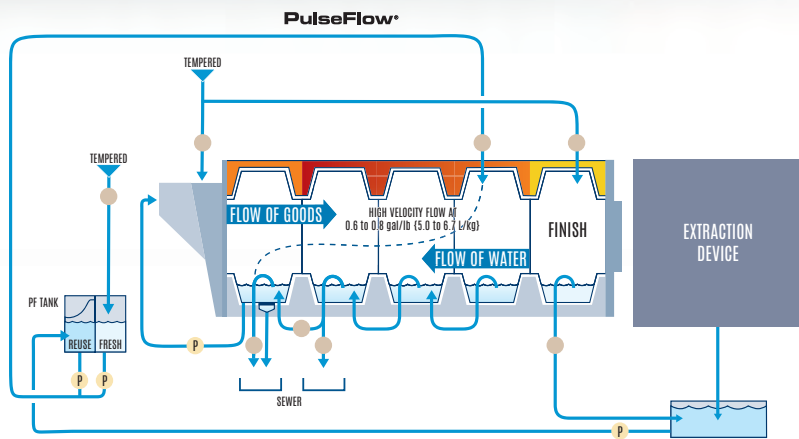
What Laundries Need Today

For the highest return on investment, the reliability and cost efficiency of our laundry machinery allows a laundry to be more profitable by reducing energy, fresh water consumption, and the necessary labor force in your laundry. The 5-mod 76028 PBW™ is not a new design. Customers around the world have seen unprecedented water, utility, and labor savings since installation.

Laundry System Components Needed for Optimal Performance:

- Loading device available as a conveyor, elevator, or sling system
- Our proven 76028 PBW™ tunnel — up to 110 lb. (50 kg) batch size
- Extraction Device, either the matching MXT4232 centrifugal extractor with up to 1000 RPM extract (600 Gs) or MPI540 40 bar or MPI556 56 bar Single Stage Press
- Automated Pass-Through dryers or several manually loaded/unloaded dryers

HOW IT OPERATES



Top: Light soil (Healthcare/Hospitality) Flow Diagram of a 5-Mod 76028 PulseFlow® System.
Above: Heavy soil (Hospitality/Resort) Flow Diagram of a 5-Mod 76028 PulseFlow® System.

Dilution Is Key

The PBW™ washer has taken true top transfer tunnel washing another step forward. The interrupted counterflow enhances the chemistry's efficiency by allowing more time to work on the goods before dilution. It still lifts and drains the goods before transferring them into the next processing stage.

Dilution, the most essential element in the washing process, is often forgotten. The truth is that we wash with the miracle solvent called water. Water's role is to remove soil from the goods by the process of dilution. Time, temperature, chemical action, and mechanical action are important. They are only catalysts, which enhance water's role to help loosen the most heavily entrenched soil from the goods. Mechanical action helps dissolve or suspend the soil in the water to be removed from the goods by precisely measured high velocity rinsing, followed by true top transfer into cleaner water. Fresh water consumption is minimal in all PulseFlow tunnels because clean extracted water is pumped to the PulseFlow tank, which is reused later in the washing process.

Top transfer washing, proven to enhance dilution, results in a high level of wash quality for a range of goods — everything from light hospitality linen to heavy soil industrial goods can be laundered in a Milnor PBW™ washer.

To Achieve All True Top Transfer, a Tunnel Washer Must Include:

- A scoop that lifts each batch out of the water that transfers it to the next module
- Perforations in the lifting scoop that allow almost all of the “free water” (the water not trapped in the goods) to flow back into the original module and not be carried forward with the load
- A solid partition between modules to completely separate chemical baths
- No perforations in the partitions so bath integrity is maintained at all times
- The partition should be fixed to the outer drum so that no sliding seals are required to completely separate baths
- All flow between modules should be external, so flows can be changed on command when necessary and proper water levels can be maintained

What distinguishes a Milnor tunnel washer from the competition is better dilution, higher wash quality, and more rugged construction.


Properly-designed batch washers can wash better, faster, and at a lower cost than any washer-extractor. The Milnor PBW™ is ideal for light to medium soil processing and can be configured with various options to process heavy and industrial soil.

In addition to higher wash quality, other advantages are savings in utilities and labor, as well as faster processing of small batches.


MORE FLEXIBILITY TO FIT ANY LAUNDRY

There are many layout variations to meet your production, space and budget allocations.


Milnor's Applications Engineering Department has decades of experience in finding the best layout for our customers' unique laundries — both new construction and replacement projects.



Right: Loading conveyor, 5-mod PBW™ tunnel, single stage press, shuttle, and 2 pass-through dryers, in line.



Above: Loading Conveyor, 5-mod 76028 PBW™ tunnel, single stage press, shuttle, and 2 pass-through dryers.



Above: Loading Conveyor, 5-mod 76028 PBW™ tunnel, centrifugal extractor, seven M130 dryers.



Compare Real-Time Operations to Pre-Set Benchmarks

Mildata MilMatrix® Software allows you to see, at a glance, if you're keeping up with expected performance throughout your laundry or on a machine-by-machine basis. This allows you to address any machine issues (like a low pressure error message) before it affects your daily numbers.

Printed in the U.S.A.
© Pellerin Milnor Corporation
Brochure B22SLI4006/19236



Pellerin Milnor Corporation
P.O. Box 400, Kenner, LA, 70063-0400 USA
Phone: 504.712.7656 • 800.469.8780
Email: milnorinfo@milnor.com
www.milnor.com